



RESERVING  
TENSION

***cnSPOKE***

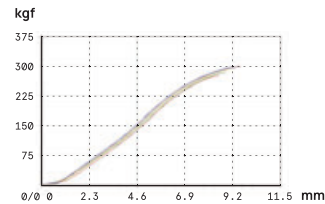
TITANIUM SPOKES	04
CARBON & ALLOY SPOKES	06
AERO EXTRA SPOKES	08
AERO T SPOKES	10
AERO SPOKES	12
TRIPLE BUTTED SPOKES	14
DOUBLE BUTTED SPOKES	16
SINGLE BUTTED SPOKES	18
MAC PLAIN GAUGE SPOKES	20
HEAVY DUTY SPOKES	22
REINFORCED XT SPOKES	24
STANDARD PLAIN GAUGE SPOKES	26
SPOKE OPTIONS	28
STANDARD NIPPLES	30
FUNCTIONAL NIPPLES	32
TOOLS & ACCESSORIES	34
PACKAGING INFORMATION	37

*cnSPOKE*

With over 50 years of experience in metal processing, we specialize in the production of spokes and nipples, delivering exceptional quality that has earned us the trust of top global brands.

# Titanium Ti-805 Spokes

Feather Light, Super Flexible and Extra Fatigue Cycle.



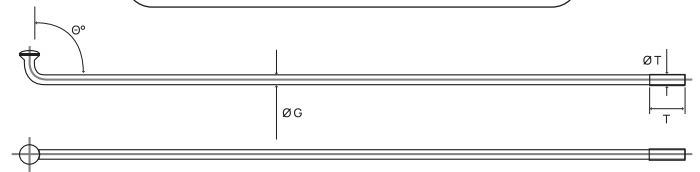
**Ti-Duo Aero**  
MAX TENSION 3,020N



**THE ELITE SPOKE SERIES**

The mac series is crafted using our most advanced technology, incorporating high-quality materials and precise engineering for superior performance.

MODELS AND SPECIFICATIONS



MODEL	WEIGHT	GAUGE (mm)	$\theta^\circ$	$\phi_G$ (mm)	T (mm)	$\phi_T$ (mm)
PLAIN GAUGE <b>m</b> Ti-14C	3.70g	14	95	2.0	9.5	2.0
AERO <b>m</b> Ti-Aero	3.63g	14/19	95	2.0 - 3.0	9.5	2.0
DOUBLE BUTTED AERO <b>m</b> Ti-Duo Aero	2.75g	14/N	95	2.0 - 2.3	9.5	2.0
DOUBLE BUTTED <b>m</b> Ti-Duo	2.80g	14/N	95	2.0 - 1.7	9.5	2.0

• Ti-14C weight based on 260mm length. Hub holes fits Regular. • Ti-Aero weight based on 260mm length. Hub holes fits Key Chain, Slot and SP. • Ti-Duo Aero weight based on 260mm length. Hub holes fits Regular. • Ti-Duo weight based on 260mm length. Hub holes fits Regular.

**HEAD OPTIONS**

- Straight Pull
- T-Head
- TCS
- J Bent

**COLOR OPTIONS**

- Natural
- TITANIUM
- Special Dye
- BLACK
- RAINBOW
- GOLD
- BLUE

**ADDITIONALS**

- Printing
- Carbon Pattern
- Lock Seal Ionized Finish



mac

# Carbon & Alloy Spokes

Customize Spokes only. Just give us the specification and we will finalize the rest.



HEAD OPTIONS



THREAD OPTIONS



REINFORCE OPTIONS



FINISHING OPTIONS



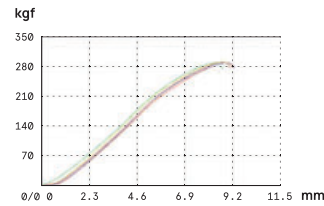
COLOR OPTIONS






**mac** REINFORCED

# Aero Extra Spokes

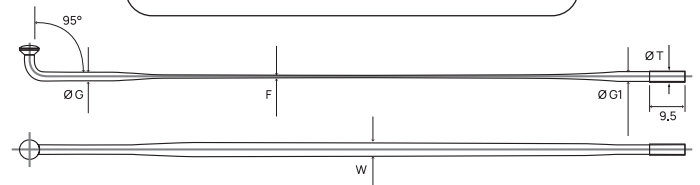
Double Forged, Multi Processed,  
Super Light.
















**Aero 424**  
MAX TENSION 2,800N

-  ROAD • FIXIE • TRI
-  NORMAL • AERO • TYPE 2.6
-  CARBON



## MODELS AND SPECIFICATIONS




MODEL	WEIGHT	GAUGE (mm)	ØG (mm)	F (mm)	W (mm)	ØG1 (mm)	ØT (mm)
<b>NORMAL HUBS</b>   Weight based on 260mm length.							
 Aero 330	3.33g	14/N/14	2.0	0.9	1.8	2.0	2.0
 Aero 360	3.61g	14/N/14	2.0	0.9	2.0	2.0	2.0
 Aero 424	4.20g	14/20/14	2.0	0.9	2.2	2.0	2.0
 Aero 416	4.65g	14/N/14	2.0	1.0	2.2	2.0	2.0
 Aero 417	5.14g	14/N/14	2.0	1.1	2.2	2.0	2.0
 Aero 418	5.60g	14/N/14	2.0	1.2	2.2	2.0	2.0
 Aero 565	4.35g	15/N/15	1.8	1.0	2.2	1.8	1.8
 Bravo 374	6.56g	13/N/14	2.3	1.5	2.3	2.0	2.0
<b>AERO HUBS</b>   KeyChain, Slot, SP   Weight based on 260mm length.							
 Bravo 394	6.54g	15/N/15	2.3	1.2	3.0	2.0	2.0
<b>TYPE 2.6 HUBS</b>   Weight based on 260mm length.							
 Aries 384	5.55g	13/17/14	2.3	1.2	2.5	2.0	2.0

-  • Straight Pull
-  • T-Head
-  • J-Bend

-  XDBLACK
-  SILVER

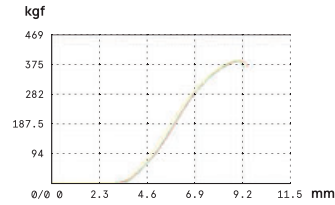
-  • Pad Print
-  • Carbon Pattern

-  • Lock Seal

**mac** REINFORCED

# Aero T Spokes

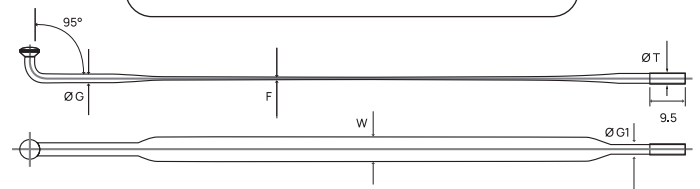
Super Wide, Wind Dynamic,  
+30% Tension



**Aero 394T**  
MAX TENSION 3,750N

- ROAD • FIXIE • TRACK
- AERO
- CARBON

## MODELS AND SPECIFICATIONS



MODEL	WEIGHT	GAUGE (mm)	ØG (mm)	F (mm)	W (mm)	ØG1 (mm)	ØT (mm)
AERO HUBS   KeyChain, Slot, SP   Weight based on 260mm length.							
Aero 394T	8.48g	13/19/14	2.3	1.1	5.0	2.0	2.0
Aero 384T	8.51g	13/18/14	2.3	1.3	4.3	2.0	2.0
Aero 374T	8.55g	13/17/14	2.3	1.4	3.2	2.0	2.0

- Straight Pull
- T-Head
- TCS
- J Bend

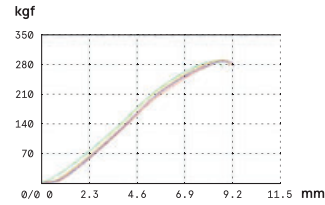
**XDBLACK**  
SILVER

- Pad Print
- Carbon Pattern

- Lock Seal

# Aero Spokes

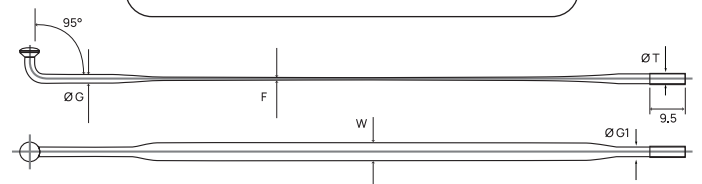
Wind Dynamic, Versatile.



**Aero 494**  
MAX TENSION 2,900N

- ROAD • FIXIE • MTB
- AERO
- CARBON • ALLOY

MODELS AND SPECIFICATIONS



MODEL	WEIGHT	GAUGE (mm)	ØG (mm)	F (mm)	W (mm)	ØG1 (mm)	ØT (mm)	
<b>AERO HUBS</b>		KeyChain, Slot, SP		Weight based on 260mm length.				
Aero 494	6.5g	14/19/14	2.0	1.2	3.0	2.0	2.0	
Aero 494C	6.5g	14/19/14	2.0	1.1	3.5	2.0	2.0	
Aero 373	8.6g	13/17/13	2.3	1.5	3.2	2.3	2.3	
Aero 383	8.6g	13/18/13	2.3	1.3	4.3	2.3	2.3	
Aero 393	8.6g	13/19/13	2.3	1.1	5.0	2.3	2.3	
Aero 595	5.4g	15/19/15	1.8	1.0	3.0	1.8	1.8	
<b>NORMAL HUBS</b>		Weight based on 260mm length.						
Aero 585	5.4g	15/18/15	1.8	1.2	2.3	1.8	1.8	
Aero 474	6.5g	14/17/14	2.0	1.5	2.3	2.0	2.0	

- Straight Pull
- T-Head
- J-Bend

- XDBLACK
- SILVER

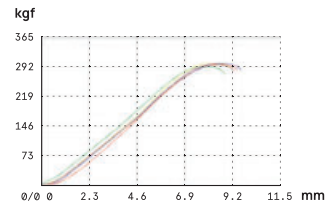
- Pad Print
- Carbon Pattern

- Lock Seal
- SLT




**mac** REINFORCED

# Triple Butted Spokes

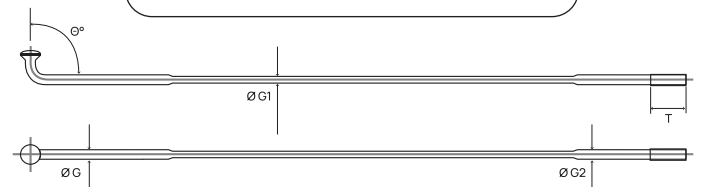
Durability, Reliability.









**TB 354**  
MAX TENSION 2,920N

-  TANDEM • E-BIKE
-  NORMAL
-  ALLOY



## MODELS AND SPECIFICATIONS





MODEL	WEIGHT	GAUGE (mm)	Ø°	ØG (mm)	ØG1 (mm)	ØG2 (mm)	T (mm)
NORMAL HUBS   Weight based on 260mm length.							
 TB 475	4.10g	14/17/15	95	2.0	1.5	1.8	9.5
 TB 405	4.95g	14/N/15	95	2.0	1.7	1.8	9.5
 TB 354	5.56g	13/15/14	95	2.3	1.8	2.0	9.5

-  • Straight Pull
-  • T-Head
-  • J Bend

-  XDBLACK
-  SILVER

-  • Pad Print
-  • Carbon Pattern

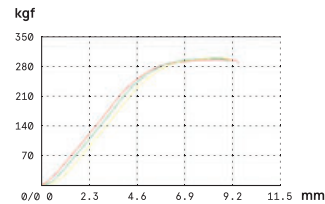
-  • Lock Seal
-  • SLT






**mac** REINFORCED

# Double Butted Spokes

Super Elastic, Light Weight,  
+30% Tension.

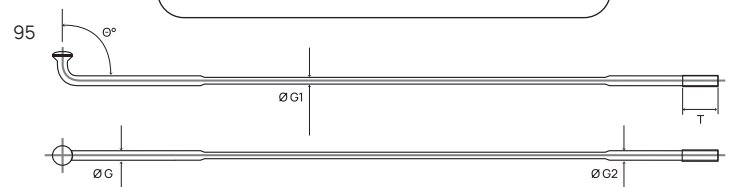





**DB 454**  
MAX TENSION 2,920N




-  ROAD • FIXIE • MTB
-  NORMAL
-  CARBON • ALLOY





## MODELS AND SPECIFICATIONS





MODEL	WEIGHT	GAUGE (mm)	Ø°	ØG (mm)	ØG1 (mm)	ØG2 (mm)	T (mm)
NORMAL HUBS   Weight based on 260mm length.							
 DB 474	4.20g	14/17/14	95	2.0	1.5	2.0	9.5
 DB 464	4.65g	14/16/14	95	2.0	1.6	2.0	9.5
 DB 404	5.15g	14/N/14	95	2.0	1.7	2.0	9.5
 DB 454	5.60g	14/15/14	95	2.0	1.8	2.0	9.5
 DB 545	3.75g	15/N/15	95	1.8	1.4	1.8	9.5
 DB 565	4.35g	15/16/15	95	1.8	1.6	1.8	9.5

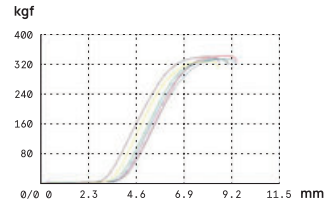
-  • Straight Pull
-  • T-Head
-  • J-Bend

-  XDBLACK
-  SILVER




-  • Pad Print
-  • Carbon Pattern

-  • Lock Seal
-  • SLT

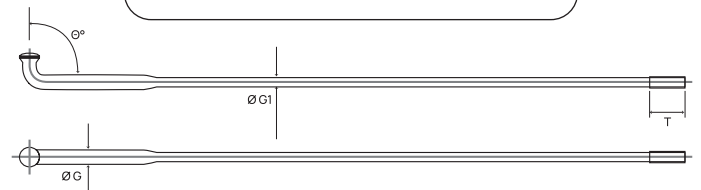
# Single Butted Spokes








**OP 344**  
MAX TENSION 3,300N

-  DOWNHILL • DIRT • BMX
-  NORMAL
-  ALLOY



## MODELS AND SPECIFICATIONS





MODEL	WEIGHT	GAUGE (mm)	°	ØG (mm)	ØG1 (mm)	T (mm)
<b>NORMAL HUBS</b>   Weight based on 260mm length.						
 OPTIME 455	5.48g	14/15/15	95	2.0	1.8	9.5
 OPTIME 344	6.57g	13/14/14	95	2.3	2.0	9.5

-  • Straight Pull
-  • T-Head
-  • J Bend

-  XDBLACK
-  SILVER

-  • Pad Print
-  • Carbon Pattern

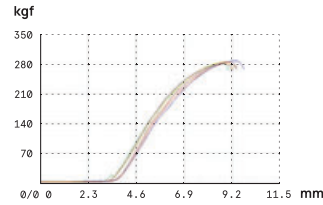
-  • Lock Seal
-  • SLT

**mac** REINFORCED




# Plain Gauge Spokes

Super Durable, Double Forged.

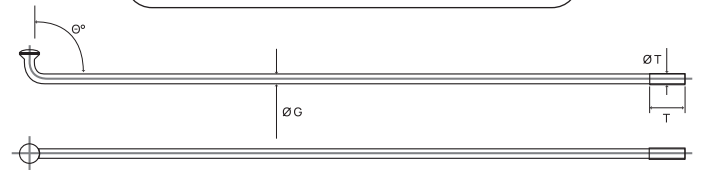
Adopting exotic highest-end stainless material to fulfill strength demands. It is recommended for Mid-High end wheels and elite bikes.






**MAC 14**  
MAX TENSION 2.850N




-  ROAD • FIXIE • MTB
-  NORMAL
-  CARBON • ALLOY





## MODELS AND SPECIFICATIONS







MODEL	WEIGHT	GAUGE (mm)	θ°	ØG (mm)	T (mm)	ØT (mm)
 MAC 14	6.6g	14	95	2.0	9.5	2.3
 MAC 13	8.7g	13	95	2.3	9.5	2.3
 MAC 15	5.45g	15	95	1.8	9.5	2.3

• Weight based on 260mm length. • Hub holes fit REGULAR.

-  • Straight Pull
-  • T-Head
-  • J Bend

-  XDBLACK
-  SILVER
-  ION COLORS
-  PC COLORS

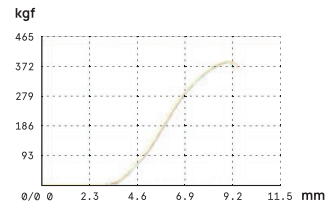
-  • Pad Print
-  • Carbon Pattern

-  • Lock Seal
-  • SLT




**mac** REINFORCED

# Heavy Duty Spokes

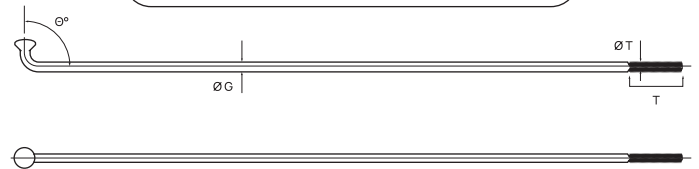
Heavy Duty Spokes are specially developed for E-Bikes, Carrier bikes that bear more than simply a rider.



**134T**  
MAX TENSION 3,720N




-  E-BIKE • CARRIER
-  NORMAL
-  ALLOY • STEEL

## MODELS AND SPECIFICATIONS






MODEL	WEIGHT	GAUGE (mm)	°	ØG (mm)	T (mm)	ØT (mm)
 134T	8.51g	13/14	95	2.3	9.5	2.0

• Weight based on 260mm length. • Hub holes fit REGULAR.

-  • Straight Pull
-  • T-Head
-  • J-Bend

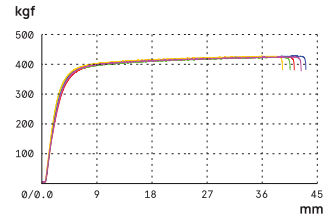
-  XDBLACK
-  SILVER

-  • Pad Print
-  • Carbon Pattern




-  • Lock Seal

# Reinforced XT Spokes

While 30% stronger tensile and similar weight is needed.

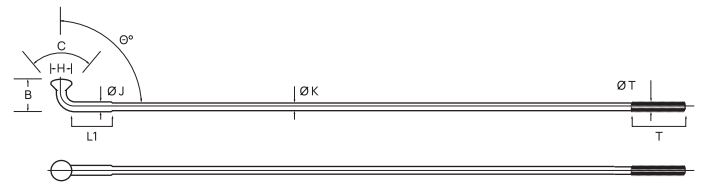


**XT233**  
MAX TENSION 4,193N




-  BIKE • DOWHILL • LIGHT MOTOR
-  NORMAL
-  ALLOY • STEEL





## MODELS AND SPECIFICATIONS




MODEL	WEIGHT	GAUGE (mm)	$\theta^\circ$	B (mm)	C $^\circ$	H (mm)	L1 (mm)	$\varnothing$ J (mm)	$\varnothing$ K (mm)	T (mm)	$\varnothing$ T (mm)
Weight based on 260mm length. Hub holes fit REGULAR.											
XT233	8.61g	13	95	7.0	90	4.5	6.0	2.5	2.3	9.5	2.0
XT344	6.45g	14	95	6.8	90	3.9	6.0	2.2	2.0	9.5	2.0

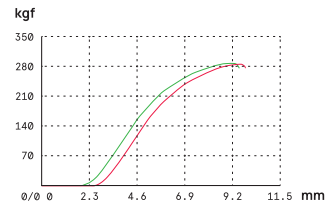
-  • Straight Pull
-  • T-Head
-  • J-Bend

-  XDBLACK
-  SILVER

-  • Pad Print
-  • Carbon Pattern

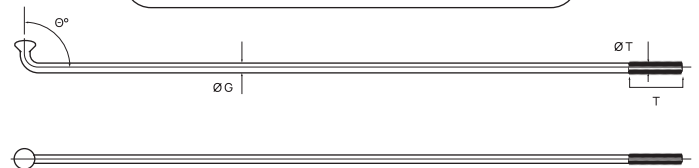
-  • Lock Seal

# Standard Plain Gauge Spokes



**STD 14C**  
MAX TENSION 2,800N

## MODELS AND SPECIFICATIONS



MODEL	WEIGHT	GAUGE (mm)	$\theta^\circ$	$\text{OG}$ (mm)	T (mm)	$\text{OT}$ (mm)
STAINLESS STEEL   Weight based on 260mm length. Hub holes fit REGULAR.						
STD 14C	6.45g	14	95	2.0	9.5	2.0
STD 15C	5.33g	15	95	1.8	9.5	1.8
STD 13	8.61g	13	95	2.3	9.5	2.3
STD 12	10.74g	12	100	2.6	9.5	2.6
UCP STEEL   Weight based on 260mm length. Hub holes fit REGULAR.						
UCP 14C	6.70g	14	95	2.0	9.5	2.0
UCP 15C	5.30g	15	95	1.8	9.5	1.8
UCP 13	8.60g	13	95	2.3	9.5	2.3
UCP 12	10.72g	12	100	2.6	9.5	2.6

• J Bend

XDBLACK  
 SILVER

• Pad Print  
• Carbon Pattern

• Lock Seal  
• SLT

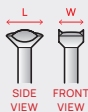
# SPOKE OPTIONS

## HEAD OPTIONS



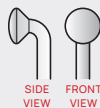
### Straight Pull

Round Headed, excellent general purpose spokes, good durability and strength. Eliminate weak point and faster wheel building.



### T-Head

Rectangular Headed of straight pull spokes.  
L: 4mm / W: 2.2mm (T2)  
or 3mm (T3)



### J Bend

Better force distribution.

## THREAD OPTIONS



### Lock Seal

Lock Seal Glue applied to thread to prevent turning loose.



SLT thread

### SLT

Self-Locking Thread, patent process of cnSPOKE. Section of thread where thread is shortened so excess material locks the opposite thread of nipples to prevent loose from turning.

## FINISHING OPTIONS



### Pad Printing

Custom graphic can be partially applied to spokes by pad printing.



### Carbon Pattern

Carbon graphic can be applied to full spoke by water transfer printing.



## REINFORCE PROCESS



### MAC Process

cnSPOKE's speciality, "Cold Forged Process" that add strength and durability to material of spokes. Applied to most of our spokes. Look for "m" symbol in product specs.



## COLOR OPTIONS

### ION Colors




### PC Colors



### ED Colors



### ED Shiny Colors













**cnSPOKE**

# Standard Nipples



		STEEL	BRASS	ALUMINUM	
<b>Material Options</b>			<b>EMP BRASS</b> Lead-Free ECO Friendly CPSIA / REACH compliance		
<b>14G for 2.0 SPOKE</b>					
12mm	1/2"	-	CNC BN 12	CNC AN 12	
12mm	1/2"	SN 12	BN 12	AN 12	
14mm	9/16"	SN 14	BN 14	AN 14	
16mm	5/8"	SN 16	BN 16	AN 16	
20mm	13/16"	SN 20	BN 20	AN 20	
25mm	1"	-	BN 25	-	
<b>13G for 2.3 SPOKE</b>					
13mm	1/2"	SN 13	BN 13	-	
16mm	5/8"	SN 16	BN 16	-	
<b>12G for 2.6 SPOKE</b>					
13mm	1/2"	SN 13	BN 13	-	
16mm	5/8"	SN 16	BN 16	-	
<b>COLOR OPTIONS</b>					
<b>Standard Colors</b>		 <b>Ti-BLACK</b> HIGH-DENSITY COATING			
<b>Special Colors</b>	-	<b>ED COLORS</b>		<b>PA COLORS</b> Anodizing Process	
					
		RED	K-GOLD	GOLD	ORANGE
					
		PURPLE	RED	PINK	PURPLE
					
		PINK	BROWN	GREEN	ARMY GREEN
					
		GREEN	TURQUOISE MINT	ROYAL BLUE	BLUE
					
		BLUE	LIGHT BLUE	GREY	BLACK
<b>Oil-Slick</b>	-	 ✓		 ✓	



# Functional Nipples

## HI TORQUE NIPPLES

DOUBLE HEAD FOR EXTRA TENSION



LENGTH ↓	BRASS	ALUMINUM
16mm	-	TX 16 AN
14.4mm		T20 AN

## DOUBLE SQUARE NIPPLES

BEST CHOICE for WHEEL BUILDERS



LENGTH ↓	BRASS	ALUMINUM
14mm	AC 144 BN	AC 144 AN
18mm	AC 16 BN	AC 16 AN
18mm	AC 18 BN	AC 18 AN

## HEX HEAD NIPPLES



LENGTH ↓	BRASS	ALUMINUM
25mm	HEX 25 BN	-

## EXTERNAL HEX NIPPLES



HR11



HEX 13 BN



HEX 14 STBN

LENGTH ↓	BRASS	ALUMINUM
11mm	-	HR 11
13mm	HEX 13 BN	HEX 13 AN
14mm	HEX 14 STBN	HEX 14 STAN

## PROLONG NIPPLES

LONGER ENGAGE



PLN 14  
PLN HEX 14

## EXTERNAL HIDDEN NIPPLES



### RX-10

- Best for High Profile Rims
- Neat Lock.
- Concentrated Angle Reduction
- Hex Head for Higher Torque Application
- Option: Square Head available



## HIDDEN NIPPLES



LENGTH ↓	BRASS	ALUMINUM
7.5mm	F-HEX 5.5 BN	-
8mm	-	F-HEX 4.7 AN

## REVERT NIPPLES

HIGHER TORQUE



LENGTH ↓	BRASS	ALUMINUM	LENGTH ↓	BRASS	ALUMINUM
9mm	R9 BN	R9 AN	11mm	P11 BN	P11 AN
10mm	R10 BN	R10 AN	12mm	R12 BN	R12 AN

## WASHER

FOR NIPPLES / RIMS



	STAINLESS STEEL	ALLOY
Thickness	0.35mm	0.7mm

# Tools & Accessories

## NIPPLE WRENCH

WR3 / WR6



WR3

WR6

## CN4 NIPPLE DRIVERS



SLOTTED



HEX 3.2



HEX 4.7



HEX 5.5

## NIPPLE DRIVERS



SQ32

For 3.2mm Square Nipples



T2020

For Torque 20 Nipples

## NIPPLE HOLDER

NH-10

- Helps mounting nipples on rims and spokes.
- Length: 10cm
- Hetched handle for better grip.
- Easy release.



## AERO SPOKE HOLDERS

- Double Slotted
- For most Aero spokes




## ALIGNMENT OFFSET GAUGE

OG1



## SPOKE RULER

SR330



## ACCURATE TRUING BUILDING STAND

BS1



## SPOKE TIGHT

- One drop makes wheels differently.
- Apply right before wheel building.
- 15 ML. Good for 20 wheels.



# Tools & Accessories

## SPOKE TENSION GAUGE

### TEN'SEE 22

Rev. 1.0 – Directing Measurement



#### FEATURES

- Wide Range 40- 150kgs for cnSPOKE models
- Factory parameter was recorded for every gauge
- Direct-detecting measurement
- Sealed cylinder for best usage and accuracy
- Free Refurbishment under Warranty
- Factory Calibration available

#### WHAT'S INCLUDED

- Carry Case
- Tension Curves and Charts
- Test Piece
- Manual

# Packaging Information

for Spokes →



TYPE	DIMENSION	CAPACITY
Plastic Bag	85mm (w) x 360mm (h)	72 pcs
Paper Box S	360mm (l) x 60mm (w) x 30mm (h)	100 pcs
Paper Box L	340mm (l) x 80mm (w) x 80mm (h)	500 pcs

for Nipples →



TYPE	DIMENSION	CAPACITY
Bottle	50mm (Dia.) x 95mm (h)	500 pcs (12mm / 14mm) 400 pcs (other)
Plastic Bag	70mm (w) x 120mm (h)	36 / 72 / 100 pcs

# RESERVING TENSION



**cnSPOKE**

**RESERVING  
TENSION**

---

**CHUN NAN JIN-JI TECHNICAL CO., LTD**

No. 8, Lane 211, Hua Cheng Rd.,  
Xinzhung Dist.  
New Taipei City 24252  
Taiwan  
cnspoke.com



© All rights reserved. v.202405

Please note that product specifications are  
subject to change without notice.